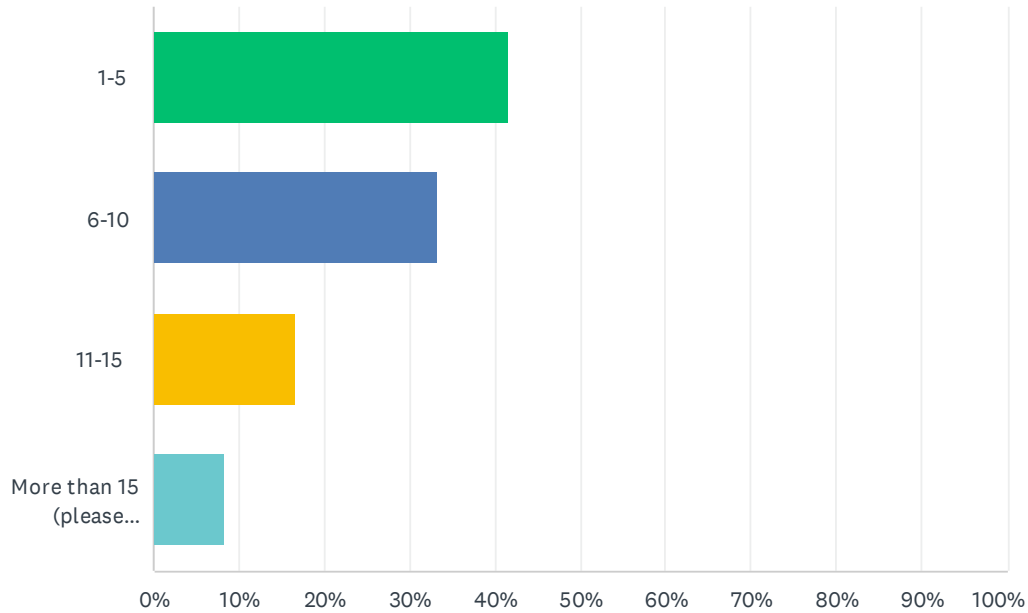


# Q1 How many staff report directly to you (or the Chief Student Affairs Officer for your campus, if not you)?

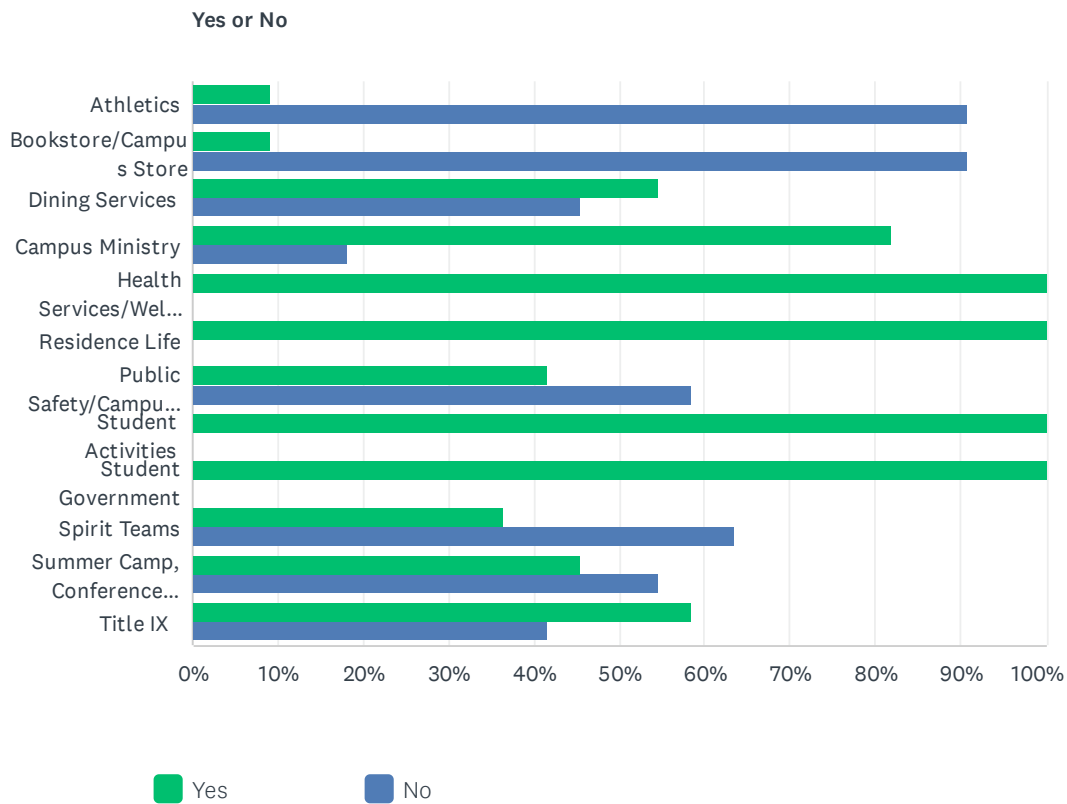
Answered: 12 Skipped: 0

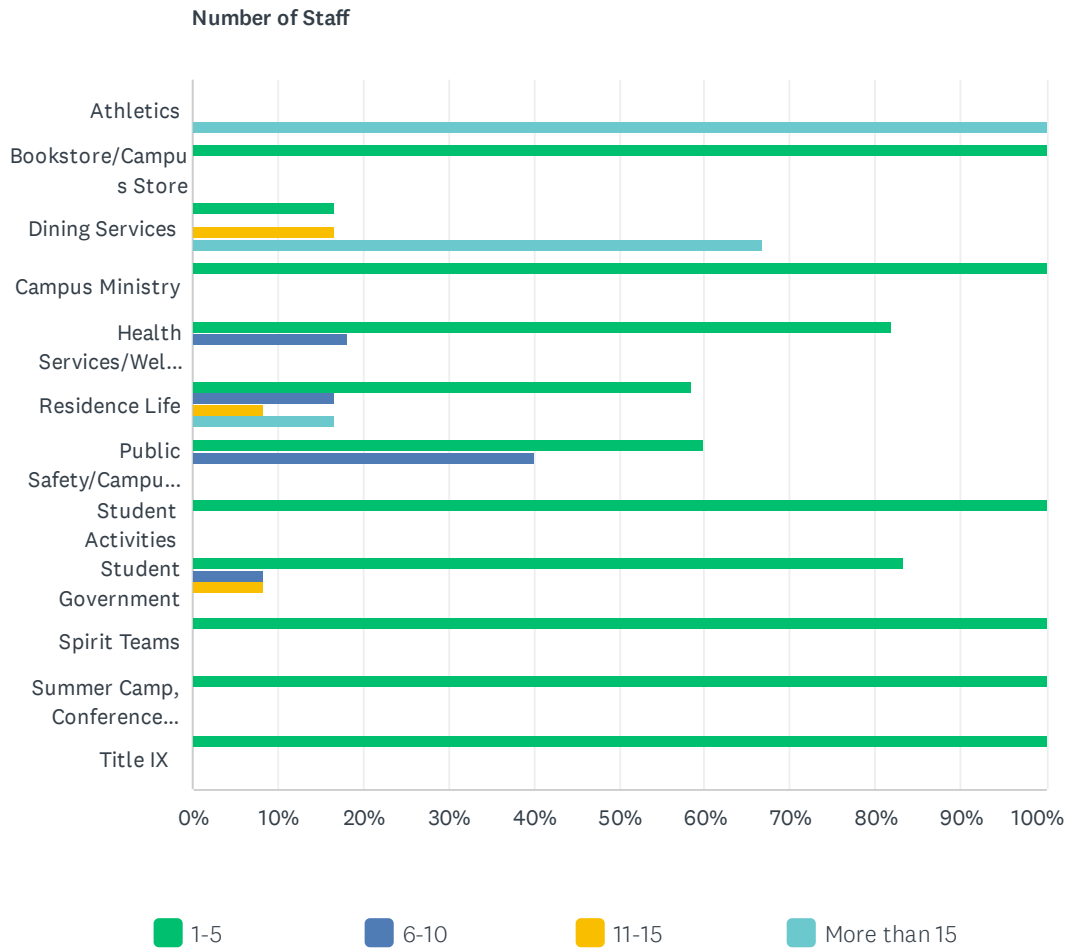


| ANSWER CHOICES   | RESPONSES |           |
|--|-----------|-----------|
| 1-5  | 41.67%    | 5         |
| 6-10   | 33.33%    | 4         |
| 11-15  | 16.67%    | 2         |
| More than 15 (please indicate total number in the "Other" comment box below) | 8.33%     | 1         |
| <b>TOTAL</b>   |           | <b>12</b> |

## Q2 Which units report to the Office of Student Affairs and how many staff are in each?

Answered: 12 Skipped: 0





| Yes or No   |               |              |       |
|---|---------------|--------------|-------|
|   | YES           | NO           | TOTAL |
| Athletics   | 9.09%<br>1    | 90.91%<br>10 | 11    |
| Bookstore/Campus Store                            | 9.09%<br>1    | 90.91%<br>10 | 11    |
| Dining Services                                   | 54.55%<br>6   | 45.45%<br>5  | 11    |
| Campus Ministry                                   | 81.82%<br>9   | 18.18%<br>2  | 11    |
| Health Services/Wellness/Counseling               | 100.00%<br>11 | 0.00%<br>0   | 11    |
| Residence Life                                    | 100.00%<br>12 | 0.00%<br>0   | 12    |
| Public Safety/Campus Police/Campus Security       | 41.67%<br>5   | 58.33%<br>7  | 12    |
| Student Activities                                | 100.00%<br>12 | 0.00%<br>0   | 12    |
| Student Government                                | 100.00%<br>12 | 0.00%<br>0   | 12    |
| Spirit Teams                                      | 36.36%<br>4   | 63.64%<br>7  | 11    |
| Summer Camp, Conference and/or Event Coordinators | 45.45%<br>5   | 54.55%<br>6  | 11    |
| Title IX  | 58.33%<br>7   | 41.67%<br>5  | 12    |

| Number of Staff                                   |               |             |             |              |       |
|---|---------------|-------------|-------------|--------------|-------|
|   | 1-5           | 6-10        | 11-15       | MORE THAN 15 | TOTAL |
| Athletics   | 0.00%<br>0    | 0.00%<br>0  | 0.00%<br>0  | 100.00%<br>2 | 2     |
| Bookstore/Campus Store                            | 100.00%<br>2  | 0.00%<br>0  | 0.00%<br>0  | 0.00%<br>0   | 2     |
| Dining Services                                   | 16.67%<br>1   | 0.00%<br>0  | 16.67%<br>1 | 66.67%<br>4  | 6     |
| Campus Ministry                                   | 100.00%<br>10 | 0.00%<br>0  | 0.00%<br>0  | 0.00%<br>0   | 10    |
| Health Services/Wellness/Counseling               | 81.82%<br>9   | 18.18%<br>2 | 0.00%<br>0  | 0.00%<br>0   | 11    |
| Residence Life                                    | 58.33%<br>7   | 16.67%<br>2 | 8.33%<br>1  | 16.67%<br>2  | 12    |
| Public Safety/Campus Police/Campus Security       | 60.00%<br>3   | 40.00%<br>2 | 0.00%<br>0  | 0.00%<br>0   | 5     |
| Student Activities                                | 100.00%<br>12 | 0.00%<br>0  | 0.00%<br>0  | 0.00%<br>0   | 12    |
| Student Government                                | 83.33%<br>10  | 8.33%<br>1  | 8.33%<br>1  | 0.00%<br>0   | 12    |
| Spirit Teams                                      | 100.00%<br>5  | 0.00%<br>0  | 0.00%<br>0  | 0.00%<br>0   | 5     |
| Summer Camp, Conference and/or Event Coordinators | 100.00%<br>5  | 0.00%<br>0  | 0.00%<br>0  | 0.00%<br>0   | 5     |
| Title IX  | 100.00%<br>9  | 0.00%<br>0  | 0.00%<br>0  | 0.00%<br>0   | 9     |